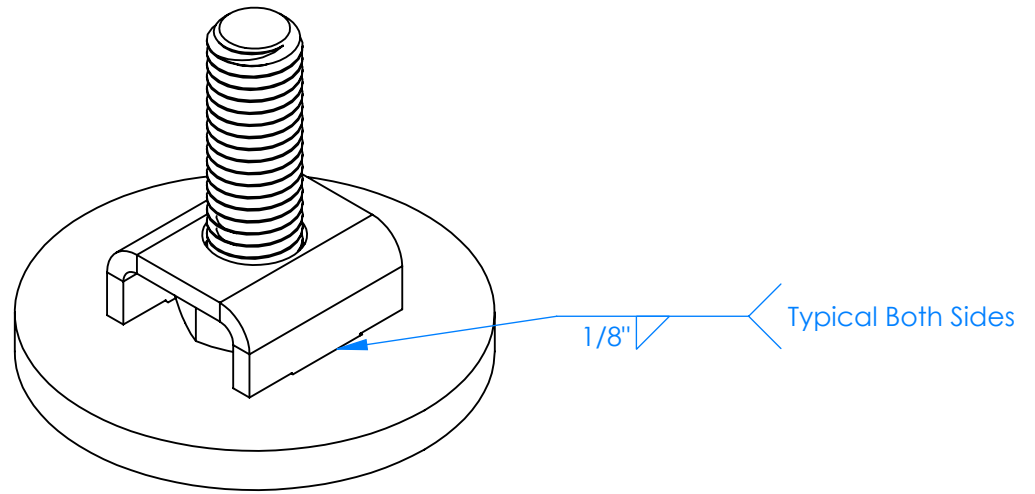
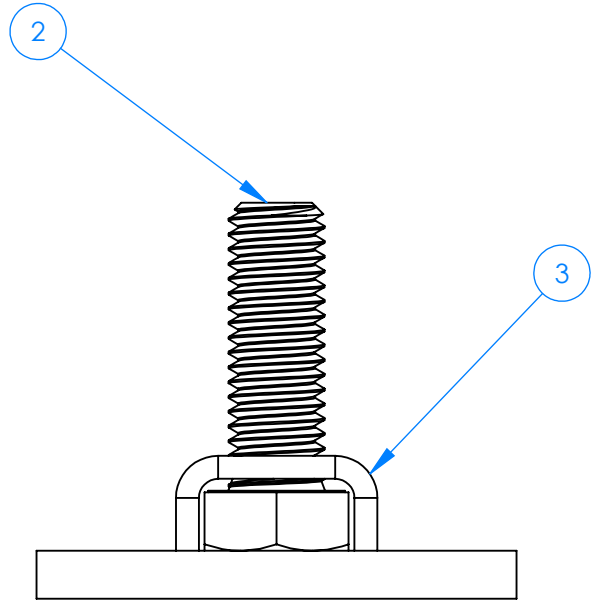
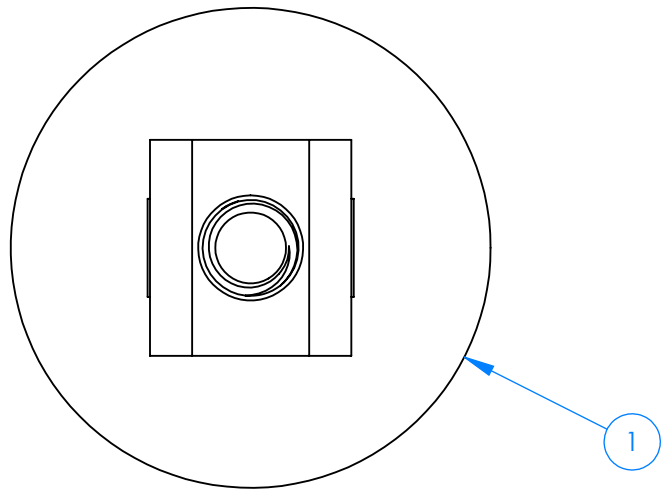


ITEM NO.	PART NUMBER	DESCRIPTION	QTY.
1	15064-11	Swivel Base	1
2	92865A716	1/2"-13 x 1.5" Hex Head Bolt	1
3	15064-12	Bolt Mount	1



- Notes:
1. Install Item #2 (Hex Bolt) Prior to Welding
 2. Verify All Slots and Tabs are Seated Completely
 3. Weld As Noted.
 4. Do Not Weld Item 2 (Hex Bolt) It is Intended to Free Float

PROPRIETARY AND CONFIDENTIAL
 THE INFORMATION CONTAINED IN THIS DRAWING IS THE SOLE PROPERTY OF Extreme Metal Products, LLC. ANY REPRODUCTION IN PART OR AS A WHOLE WITHOUT THE WRITTEN PERMISSION OF Extreme Metal Products, LLC IS PROHIBITED.

REVISION NOTES

UNLESS OTHERWISE SPECIFIED:
 DIMENSIONS ARE IN INCHES
 TOLERANCES:
 FRACTIONAL ± 1/16
 ANGULAR: MACH ± BEND ±
 TWO PLACE DECIMAL ±.03
 THREE PLACE DECIMAL ±.005

INTERPRET GEOMETRIC TOLERANCING PER:
 MATERIAL
 FINISH
 DO NOT SCALE DRAWING

	NAME	DATE
DRAWN	CLF	1/21/2026
CHECKED		
ENG APPR.		
MFG APPR.		
REVISION		
COMMENTS:		

Extreme Metal Products, LLC
 4730 Briar Rd. Cleveland Oh. 44135

TITLE:
Leveling Fee Assembly

SIZE B	DWG. NO. 15064-93	REV -
SCALE: 1:1	WEIGHT: 0.5	SHEET 1 OF 1