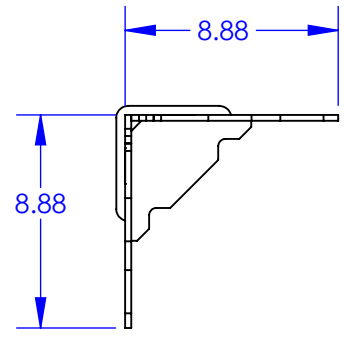
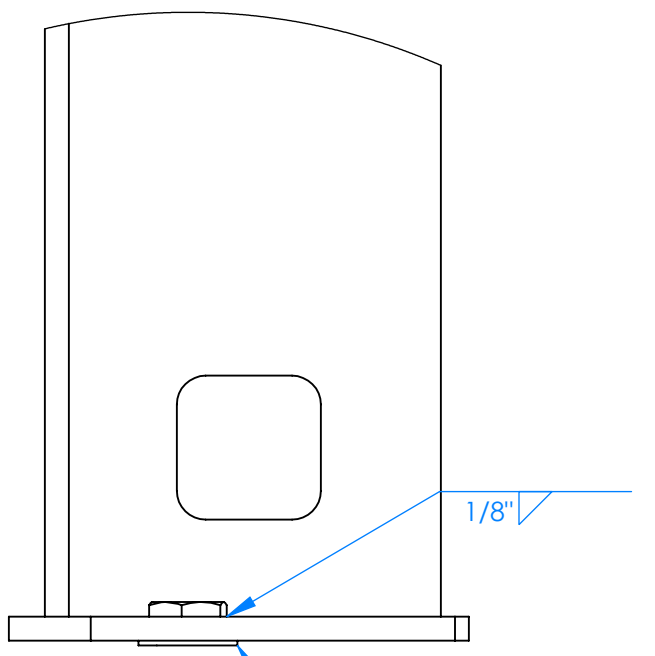
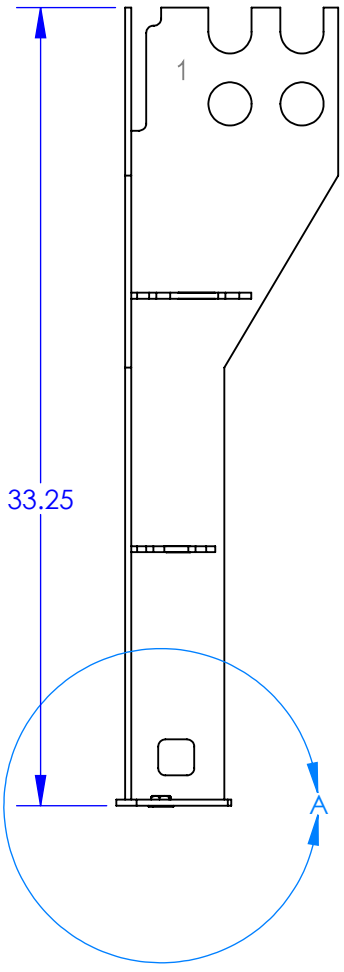
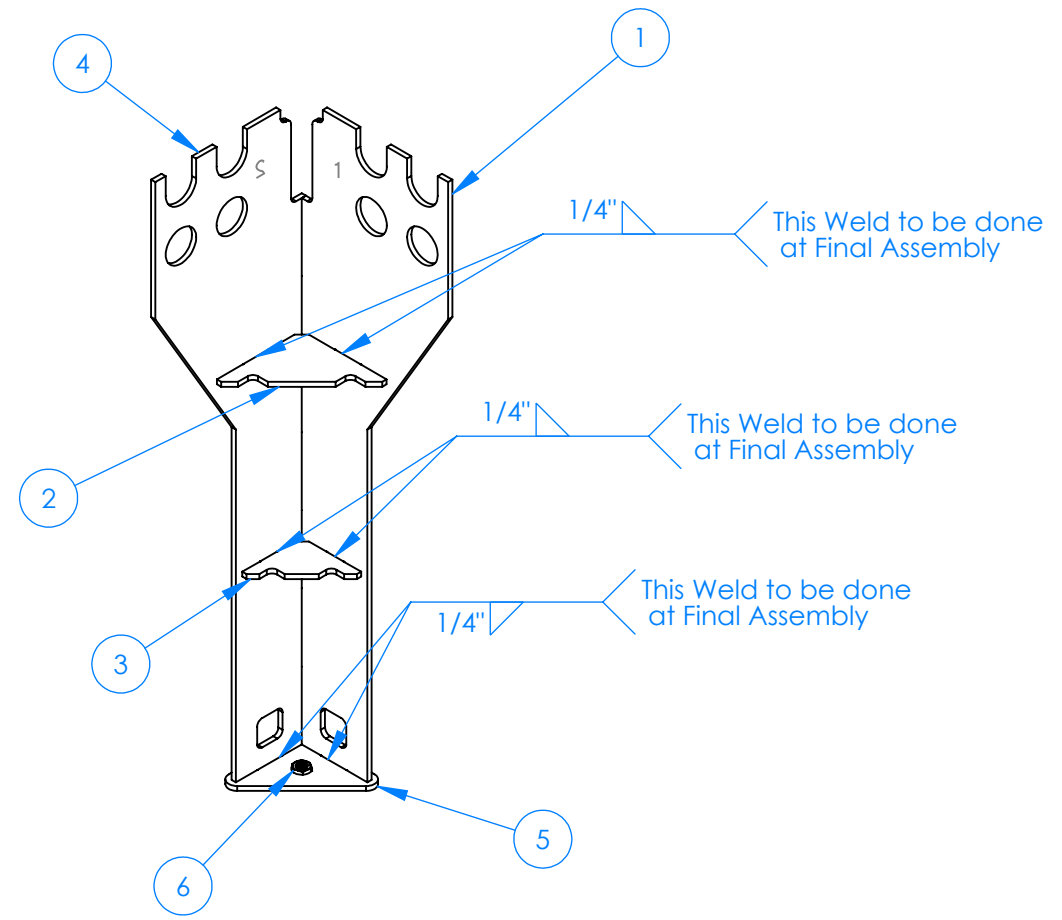
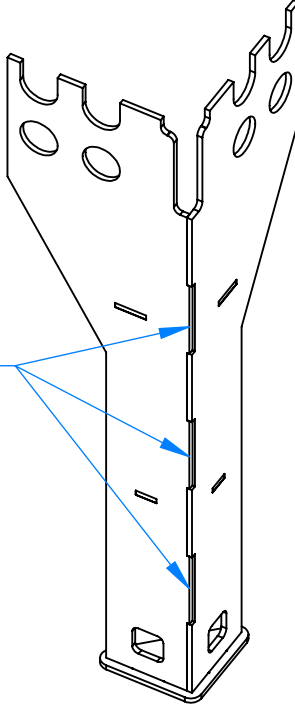


8 7 6 5 4 3 2 1

ITEM NO.	PART NUMBER	DESCRIPTION	QTY.
1	15064-03	Leg 1	1
2	15064-04	Large Leg Gusset	1
3	15064-05	Small Leg Gusset	1
4	15064-09	Leg 2	1
5	15064-10	Foot Base	1
6	94842A104	1/2"-13 Steel Flange Nut	1



This Weld to be done at Final Assembly
 1/8" In Weld Prep Area



DETAIL A
SCALE 1 : 2

- Notes:
1. Assemble All Parts Completely and Clamp Prior to Tacking
 2. Verify All Slots and Tabs are Seated Completely
 3. Only Tack Weld At This Stage
 4. Finish Weld To this Print at Top Level Assembly 15064-90 or 15064-95

D
C
B
A

D
C
B
A

PROPRIETARY AND CONFIDENTIAL
 THE INFORMATION CONTAINED IN THIS DRAWING IS THE SOLE PROPERTY OF Extreme Metal Products, LLC. ANY REPRODUCTION IN PART OR AS A WHOLE WITHOUT THE WRITTEN PERMISSION OF Extreme Metal Products, LLC IS PROHIBITED.

REVISION NOTES

UNLESS OTHERWISE SPECIFIED:	NAME	DATE
DIMENSIONS ARE IN INCHES	DRAWN	CLF 1/19/2026
TOLERANCES:	CHECKED	
FRACTIONAL ± 1/16	ENG APPR.	
ANGULAR: MACH ± BEND ±	MFG APPR.	
TWO PLACE DECIMAL ±.03	REVISION	
THREE PLACE DECIMAL ±.005	COMMENTS:	
INTERPRET GEOMETRIC TOLERANCING PER:		
MATERIAL		
FINISH		
DO NOT SCALE DRAWING		

Extreme Metal Products, LLC 4730 Briar Rd. Cleveland Oh. 44135		
TITLE: Leg Assembly		
SIZE B	DWG. NO. 15064-92	REV -
SCALE: 1:8	WEIGHT: 25.7	SHEET 1 OF 1

8 7 6 5 4 3 2 1