

8 7 6 5 4 3 2 1

D

C

B

A

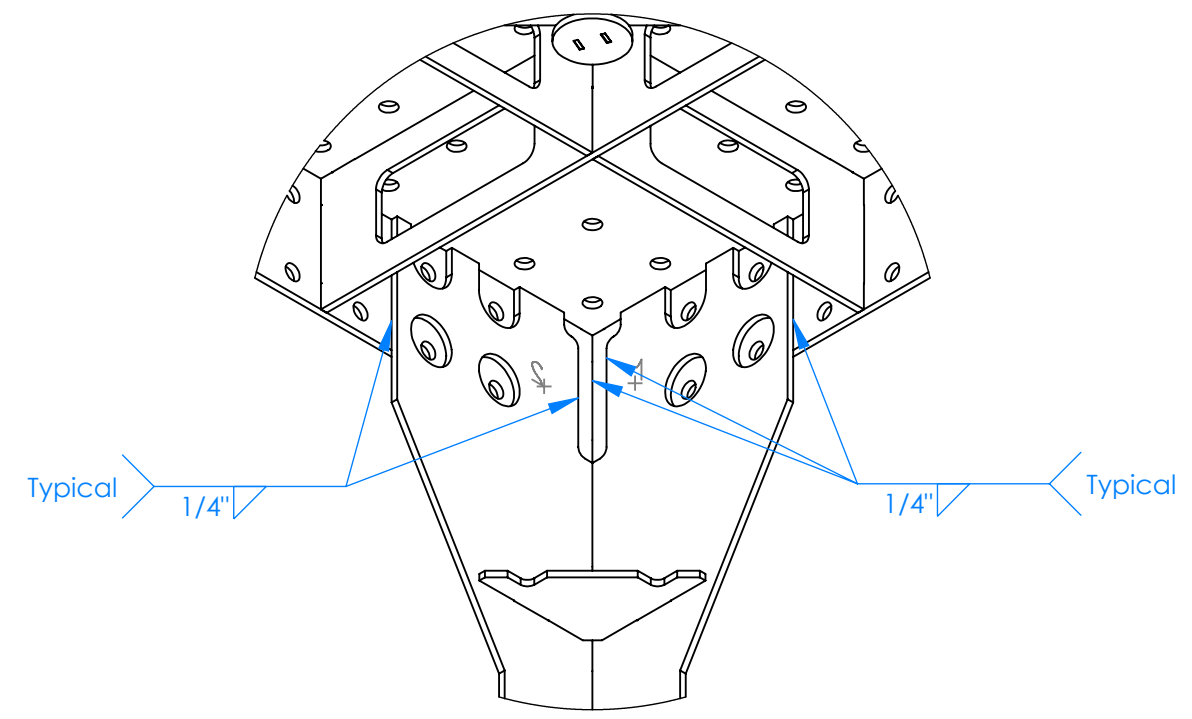
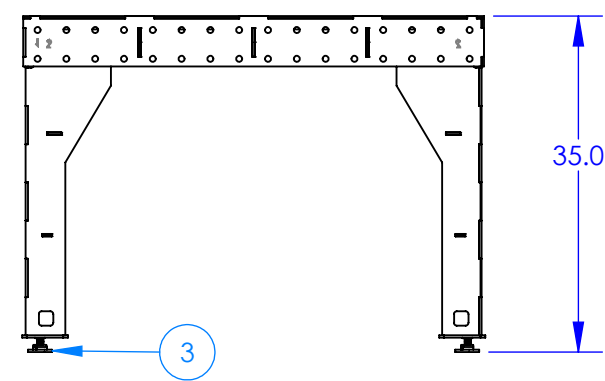
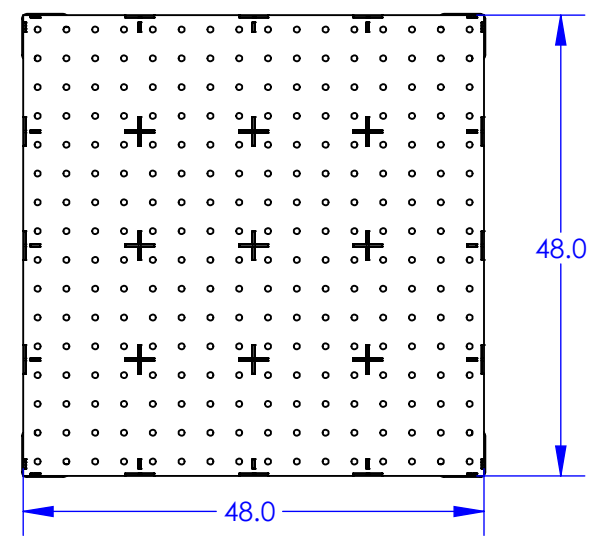
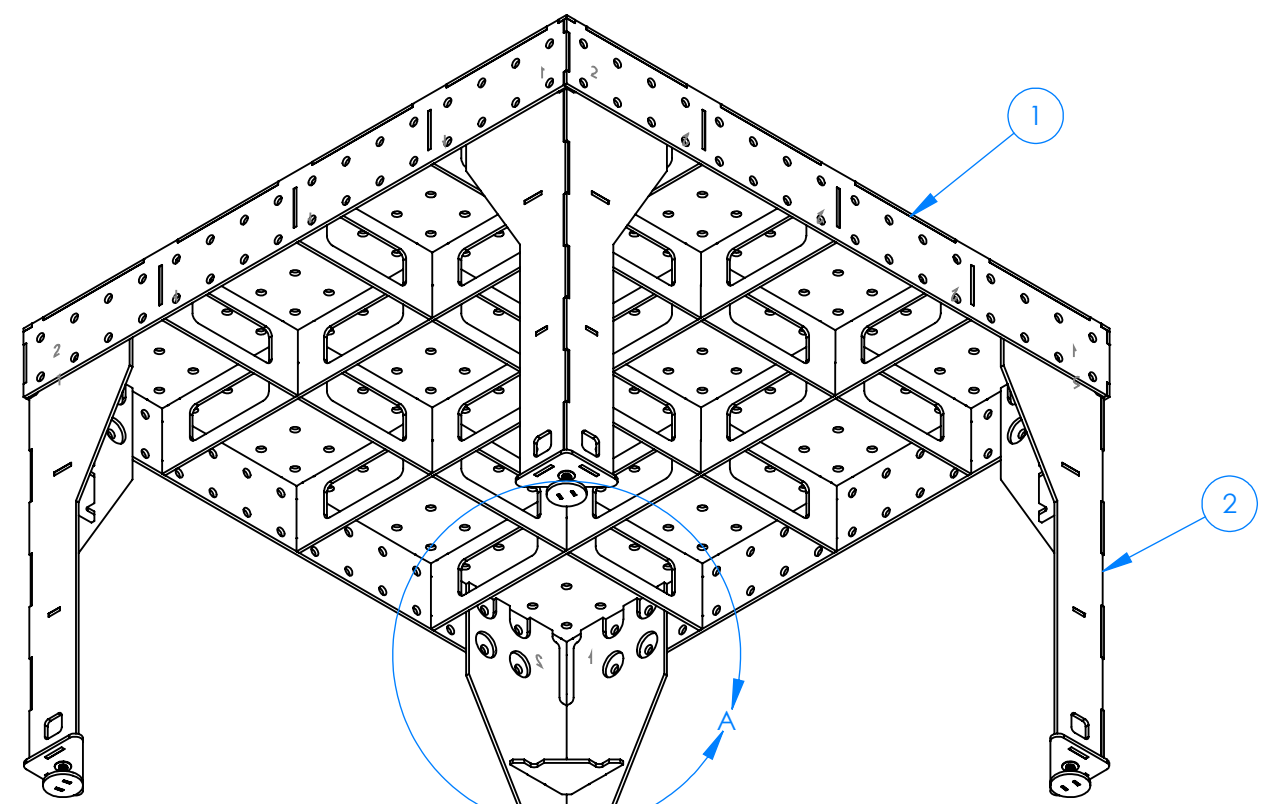
D

C

B

A

ITEM NO.	PART NUMBER	DESCRIPTION	QTY.
1	15064-94	48" x 48" 5/8" Hole Table Top Weldment	1
2	15064-92	Leg Assembly	4
3	15064-93	Leveling Fee Assembly	4



- Notes:
1. Clamp Item 2 Into Place and Verify Seated Properly as Shown.
 2. Once Item 2 Leg Assembly is Welded into Place as Shown Finish. Weld Item 2 According to 15064-92 Print.

UNLESS OTHERWISE SPECIFIED:		NAME	DATE	Extreme Metal Products, LLC 4730 Briar Rd. Cleveland Oh. 44135
DIMENSIONS ARE IN INCHES TOLERANCES: FRACTIONAL ± 1/16 ANGULAR: MACH ± BEND ± TWO PLACE DECIMAL ±.03 THREE PLACE DECIMAL ±.005		DRAWN	CLF	
INTERPRET GEOMETRIC TOLERANCING PER:		CHECKED		TITLE: 48" x 48" 5/8" Hole Weld Table
MATERIAL		ENG APPR.		SIZE DWG. NO. REV B 15064-95 -
FINISH		MFG APPR.		SCALE: 1:20 WEIGHT: 393.4 SHEET 1 OF 1
DO NOT SCALE DRAWING		REVISION		
		COMMENTS:		

PROPRIETARY AND CONFIDENTIAL
THE INFORMATION CONTAINED IN THIS DRAWING IS THE SOLE PROPERTY OF Extreme Metal Products, LLC. ANY REPRODUCTION IN PART OR AS A WHOLE WITHOUT THE WRITTEN PERMISSION OF Extreme Metal Products, LLC IS PROHIBITED.

REVISION NOTES

DETAIL A
SCALE 1 : 6

8 7 6 5 4 3 2 1