


Rhino Half Windshield with Quick Connect Clamps

P/N 8452

Fits: all year Rhino

Includes:

1. (1) windshield
2. (4) Quick Clamps (p/n 9881)
3. (2) 8.5" Hook Velcro Strip
4. (2) 8.5" Loop Velcro Strip



Installation:

1. Stick Velcro to the bottom flange of the windshield. Leave backing on one side to be removed later when you put it on your UTV.
2. Remove the 1/4-20 nuts from the clamps and set aside.
3. Using the clamps and thumbscrews. Align your windshield and tighten the thumbscrews.
4. After getting the correct location mount the clamps using the 1/4" nuts.
5. Remove the windshield then remove the Velcro backing. The Velcro will now stick to the bottom to the hood.

Note: the clamps will always remain on your UTV.


Rhino Half Windshield with Quick Connect Clamps

P/N 8452

Fits: all year Rhino

Includes:

1. (1) windshield
2. (4) Quick Clamps (p/n 9881)
3. (2) 8.5" Hook Velcro Strip
4. (2) 8.5" Loop Velcro Strip



Installation:

1. Stick Velcro to the bottom flange of the windshield. Leave backing on one side to be removed later when you put it on your UTV.
2. Remove the 1/4-20 nuts from the clamps and set aside.
3. Using the clamps and thumbscrews. Align your windshield and tighten the thumbscrews.
4. After getting the correct location mount the clamps using the 1/4" nuts.
5. Remove the windshield then remove the Velcro backing. The Velcro will now stick to the bottom to the hood.

Note: the clamps will always remain on your UTV.


Rhino Half Windshield with Quick Connect Clamps

P/N 8452

Fits: all year Rhino

Includes:

1. (1) windshield
2. (4) Quick Clamps (p/n 9881)
3. (2) 8.5" Hook Velcro Strip
4. (2) 8.5" Loop Velcro Strip



Installation:

1. Stick Velcro to the bottom flange of the windshield. Leave backing on one side to be removed later when you put it on your UTV.
2. Remove the 1/4-20 nuts from the clamps and set aside.
3. Using the clamps and thumbscrews. Align your windshield and tighten the thumbscrews.
4. After getting the correct location mount the clamps using the 1/4" nuts.
5. Remove the windshield then remove the Velcro backing. The Velcro will now stick to the bottom to the hood.

Note: the clamps will always remain on your UTV.


Rhino Half Windshield with Quick Connect Clamps

P/N 8452

Fits: all year Rhino

Includes:

1. (1) windshield
2. (4) Quick Clamps (p/n 9881)
3. (2) 8.5" Hook Velcro Strip
4. (2) 8.5" Loop Velcro Strip



Installation:

1. Stick Velcro to the bottom flange of the windshield. Leave backing on one side to be removed later when you put it on your UTV.
2. Remove the 1/4-20 nuts from the clamps and set aside.
3. Using the clamps and thumbscrews. Align your windshield and tighten the thumbscrews.
4. After getting the correct location mount the clamps using the 1/4" nuts.
5. Remove the windshield then remove the Velcro backing. The Velcro will now stick to the bottom to the hood.

Note: the clamps will always remain on your UTV.