



RZR-4 Rocker Guards P/N: EMP-10703

Includes:

1. (1) Pair Rocker Guards.
2. (15) 5/16 x 1 Floor board screws.
3. (1) Logo Sticker

Installation:

1. Remove your stock gas tank strap.
2. Using the self tapping screws attach the rocker guards to your RZR-4. You will need to pre-drill the holes.



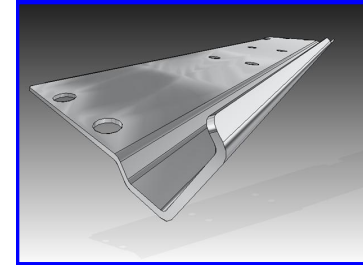
RZR-4 Rocker Guards P/N: EMP-10703

Includes:

1. (1) Pair Rocker Guards.
2. (15) 5/16 x 1 Floor board screws.
3. (1) Logo Sticker

Installation:

1. Remove your stock gas tank strap.
2. Using the self tapping screws attach the rocker guards to your RZR-4. You will need to pre-drill the holes.





RZR-4 Rocker Guards P/N: EMP-10703

Includes:

1. (1) Pair Rocker Guards.
2. (15) 5/16 x 1 Floor board screws.
3. (1) Logo Sticker

Installation:

1. Remove your stock gas tank strap.
2. Using the self tapping screws attach the rocker guards to your RZR-4. You will need to pre-drill the holes.



RZR-4 Rocker Guards P/N: EMP-10703

Includes:

1. (1) Pair Rocker Guards.
2. (15) 5/16 x 1 Floor board screws.
3. (1) Logo Sticker

Installation:

1. Remove your stock gas tank strap.
2. Using the self tapping screws attach the rocker guards to your RZR-4. You will need to pre-drill the holes.

