

## 2013 Ranger XP900 Diamond Plate Floor Boards

P/N: 11892 (set)

Fits: Ranger XP900


### Includes:

1. (12) 3/16" Aluminum Rivets
2. (12) 1/4" Self Drilling Screw
3. (1 Set) Diamond Floor-boards

Look under your Ranger before drilling any holes.

### Installation:

1. Choose if you want to use rivets or screws.
2. Drill 3/16" holes in your floor using the plates as a template. Attach the plates using a pop rivet gun. Or you can attach them using the self tapping screws.



## 2013 Ranger XP900 Diamond Plate Floor Boards

P/N: 11892 (set)

Fits: Ranger XP900


### Includes:

1. (12) 3/16" Aluminum Rivets
2. (12) 1/4" Self Drilling Screw
3. (1 Set) Diamond Floor-boards

Look under your Ranger before drilling any holes.

### Installation:

1. Choose if you want to use rivets or screws.
2. Drill 3/16" holes in your floor using the plates as a template. Attach the plates using a pop rivet gun. Or you can attach them using the self tapping screws.



## 2013 Ranger XP900 Diamond Plate Floor Boards

P/N: 11892 (set)

Fits: Ranger XP900


### Includes:

1. (12) 3/16" Aluminum Rivets
2. (12) 1/4" Self Drilling Screw
3. (1 Set) Diamond Floor-boards

Look under your Ranger before drilling any holes.

### Installation:

1. Choose if you want to use rivets or screws.
2. Drill 3/16" holes in your floor using the plates as a template. Attach the plates using a pop rivet gun. Or you can attach them using the self tapping screws.



## 2013 Ranger XP900 Diamond Plate Floor Boards

P/N: 11892 (set)

Fits: Ranger XP900

### Includes:

1. (12) 3/16" Aluminum Rivets
2. (12) 1/4" Self Drilling Screw
3. (1 Set) Diamond Floor-boards

Look under your Ranger before drilling any holes.

### Installation:

1. Choose if you want to use rivets or screws.
2. Drill 3/16" holes in your floor using the plates as a template. Attach the plates using a pop rivet gun. Or you can attach them using the self tapping screws.

