


Polaris XP900 Full Belly Skid Plate

P/N: 11689

Fits: 2011-2013 XP900

Installation:

1. Remove the stock skid plate and save stock bolts and concave washers.
2. Install new skid plate with stock hardware.
3. Use the counter sunk screws for remaining holes. You will need to drill a pilot hole with the drill bit provided.




Polaris XP900 Full Belly Skid Plate

P/N: 11689

Fits: 2011-2013 XP900

Installation:

1. Remove the stock skid plate and save stock bolts and concave washers.
2. Install new skid plate with stock hardware.
3. Use the counter sunk screws for remaining holes. You will need to drill a pilot hole with the drill bit provided.




Polaris XP900 Full Belly Skid Plate

P/N: 11689

Fits: 2011-2013 XP900

Installation:

1. Remove the stock skid plate and save stock bolts and concave washers.
2. Install new skid plate with stock hardware.
3. Use the counter sunk screws for remaining holes. You will need to drill a pilot hole with the drill bit provided.



Polaris XP900 Full Belly Skid Plate

P/N: 11689

Fits: 2011-2013 XP900

Installation:

1. Remove the stock skid plate and save stock bolts and concave washers.
2. Install new skid plate with stock hardware.
3. Use the counter sunk screws for remaining holes. You will need to drill a pilot hole with the drill bit provided.

